# NOVA MEDICAL CENTER

Care • Compassion • Excellence

Data Analyst :
Abdullah Habashy

Phone :
01030544862

E-Mail :
abdullah.habashy.85@gmail.com

# Executive Overview

**Payment Status**

- [ ] Paid
- [ ] Pending

**Severity**

- [ ] Critical
- [ ] Moderate
- [ ] Normal

**Gender**

- [ ] Female
- [ ] Male

Main Page

**Executive OverView**

Patient Analysis

Operation Analysis

Financial Analysis

Recommendation

| Total Patient | Paid Revenue | Pending Amount | Avg. Bill Amount | Avg. (LOS) Days |
|---|---|---|---|---|
| 1000 | $2M | $580K | 8K | 5 |

## Revenue By Department




## Patient By Department




## Payment Status

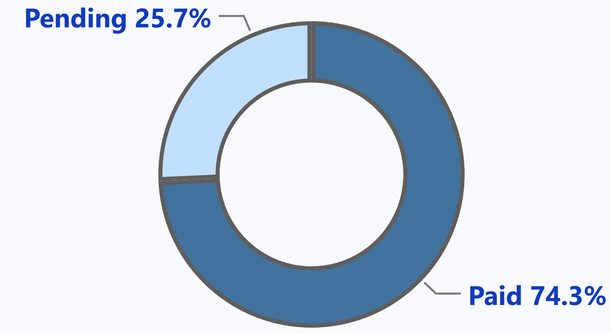


## Revenue Trend

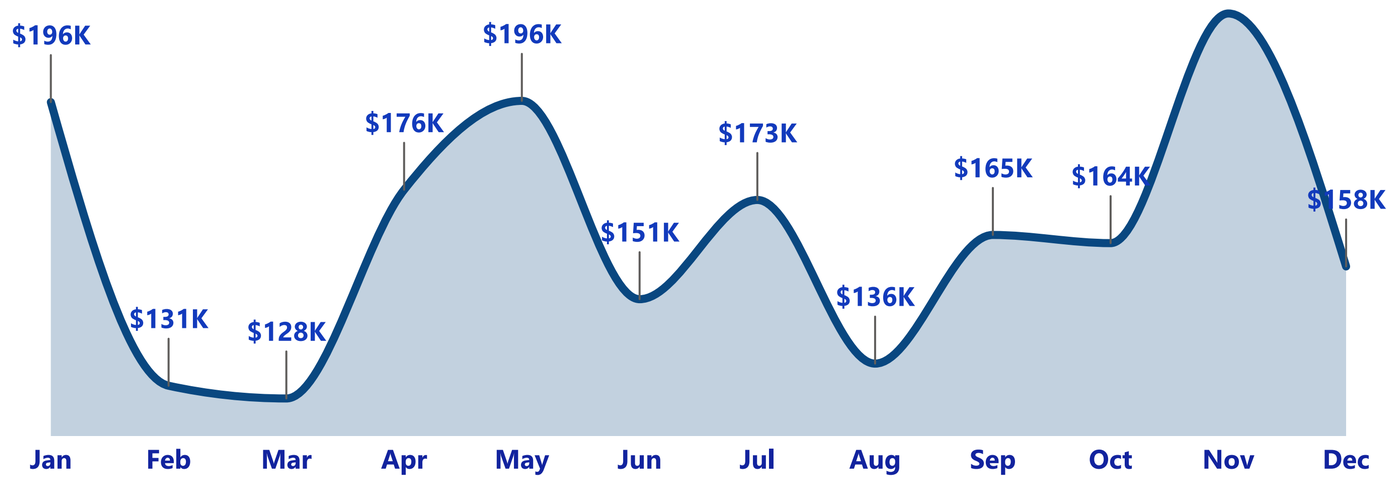


## Payment Status

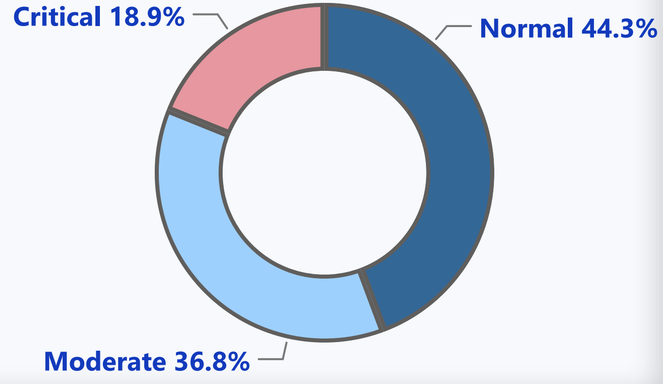

# Patient Analysis

**Payment Status**

- [ ] Paid
- [ ] Pending

**Payment Status**

- [ ] Critical
- [ ] Moderate
- [ ] Normal

**Payment Status**

- [ ] Female
- [ ] Male


Main Page

Executive OverView

**Patient Analysis**

Operation Analysis

Financial Analysis

Recommendation


| Total Cases | Total Patient | Youngest Patient | Oldest Patient |
|---|---|---|---|
| 1000 | 46 | 157 | 232 |

## Revenue By Department

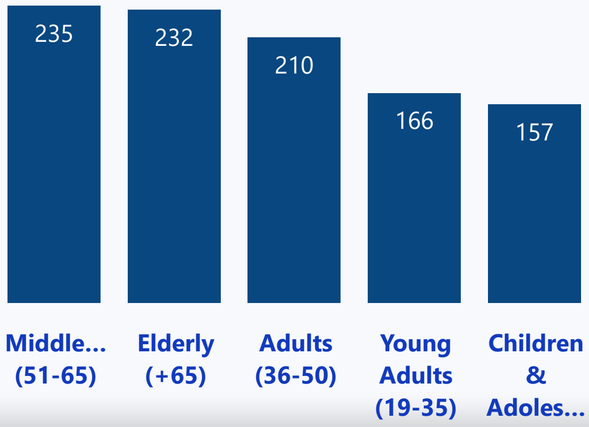


## Patient Severity by Age Group

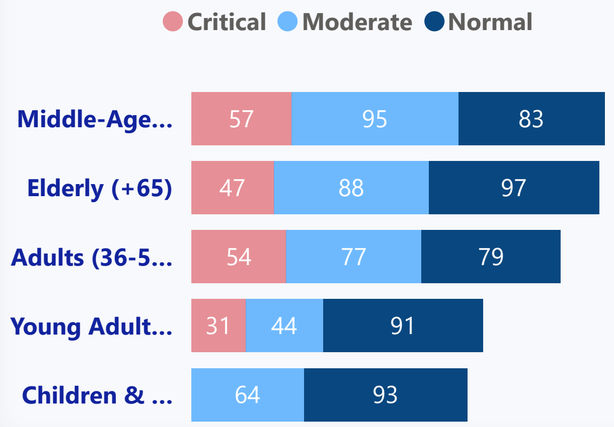


## Top 10 Diagnoses

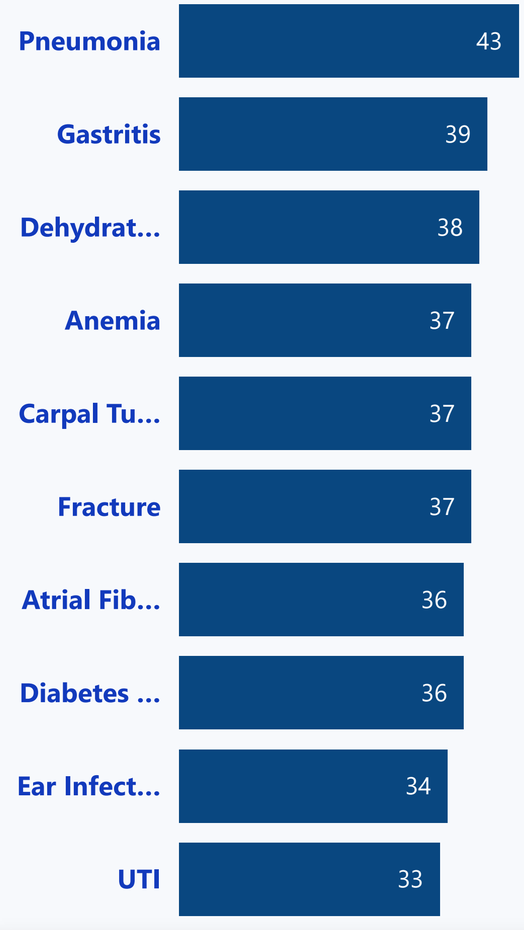


## Patient By Age Group

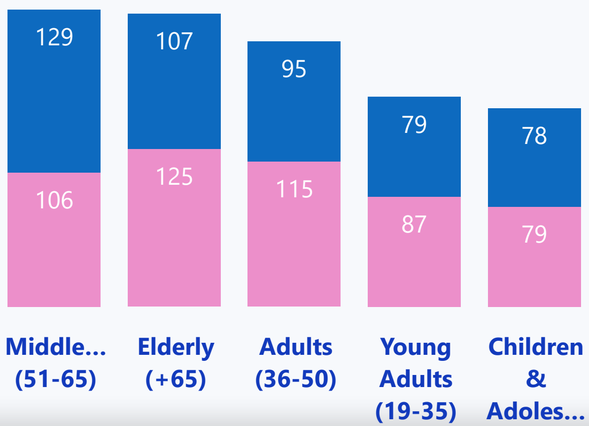


## Avg. (LOS) By Age Group

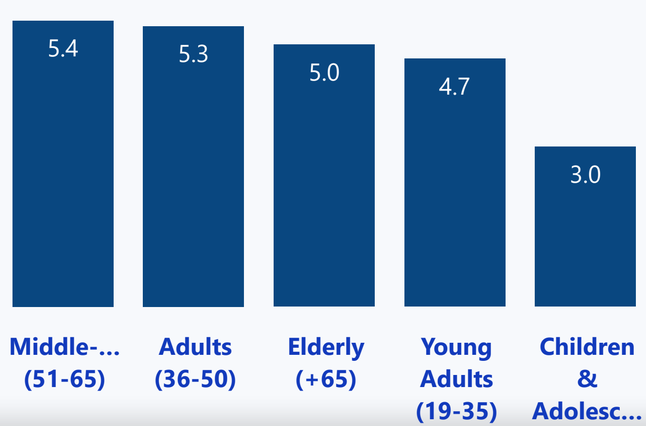

# Operation Analysis

**Payment Status**

- [ ] Paid
- [ ] Pending

**Payment Status**

- [ ] Critical
- [ ] Moderate
- [ ] Normal

**Payment Status**

- [ ] Female
- [ ] Male


Main Page

Executive OverView

Patient Analysis

**Operation Analysis**

Financial Analysis

Recommendation


| Total Beds | Avg. (LOS) | Short Stay Patient | Long Stay Patient |
|---|---|---|---|
| 135 | 5 | 737 | 263 |

## Occupation Destributing




## Patient Severity by Age Group




## Avg. (LOS) By Age Group

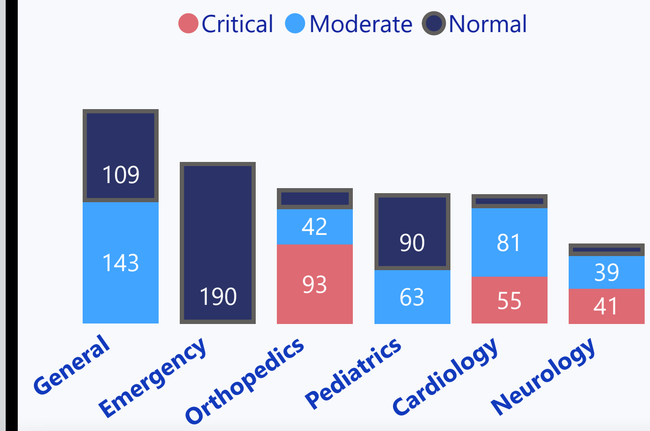


## Count of Admission Date by Year



# Financial Analysis

**Payment Status**
- [ ] Paid
- [ ] Pending

**Payment Status**
- [ ] Critical
- [ ] Moderate
- [ ] Normal

**Payment Status**
- [ ] Female
- [ ] Male


Main Page

Executive OverView

Patient Analysis

Operation Analysis

**Financial Analysis**

Recommendation


| Total Patient | Total Bill Amount | Total Revenue Paid | Total Pending Amu. | Collection Rate |
|---|---|---|---|---|
| 1000 | $8M | $2M | $580K | 29% |

## Revenu By Department

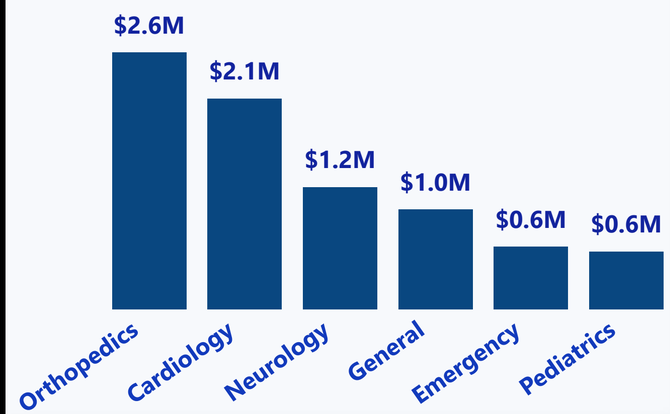


## Insurance Coverag

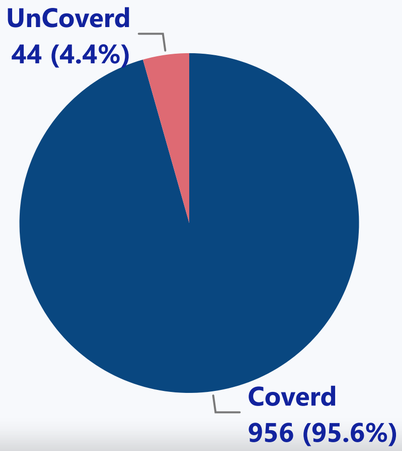


## Revenue By Age Group

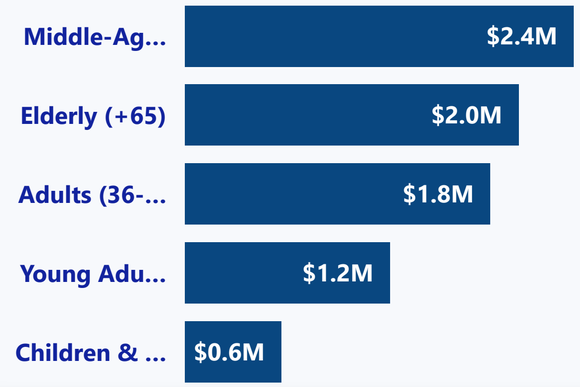


## Top 10 Diagnosis By Revenue

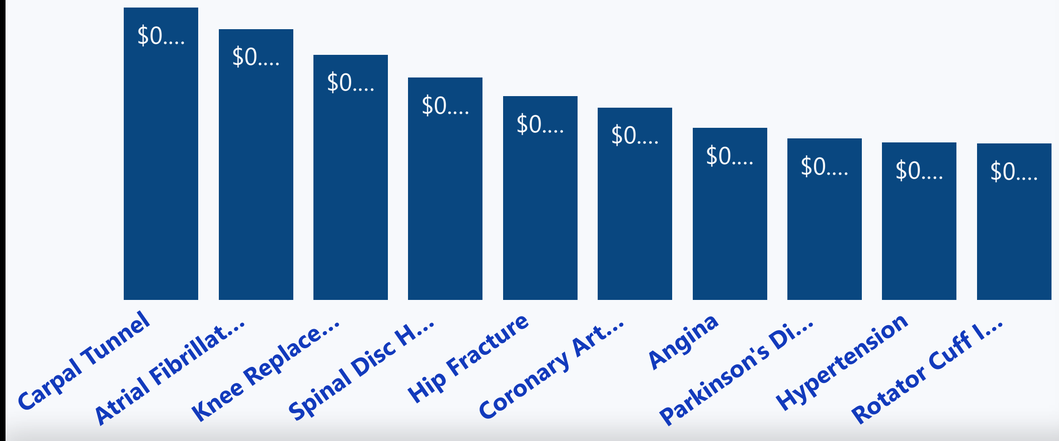


## Revenue By Age Group

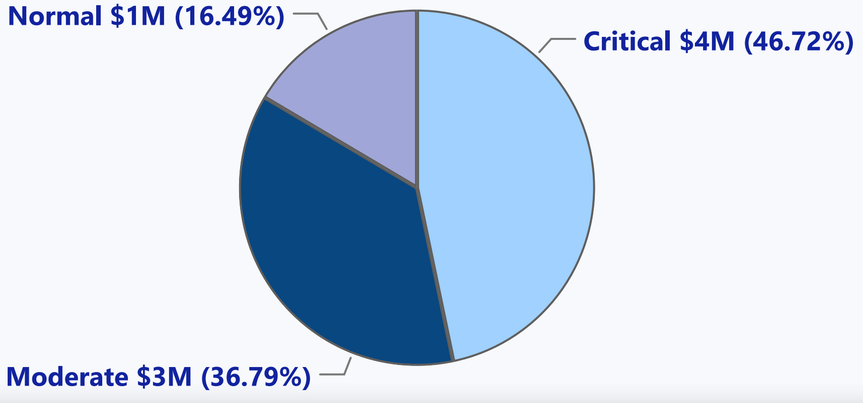

**Payment Status**

- ☐ Paid
- ☐ Pending

**Payment Status**

- ☐ Critical
- ☐ Moderate
- ☐ Normal

**Payment Status**

- ☐ Female
- ☐ Male

Main Page

Executive OverView

Patient Analysis

Operation Analysis

Financial Analysis

Recommendation

# Recommendation

## 1. Executive Overview

- **Improve collection efficiency**, as approximately **25.7% of payments remain pending**, indicating an opportunity to strengthen the billing and collection process.
- **Prioritize high-performing departments**, particularly **Orthopedics and Cardiology**, since they generate the highest revenue and contribute significantly to overall hospital income.
- **Investigate lower-performing departments**, such as Pediatrics and Emergency, to identify operational or demand-related factors limiting revenue generation.
- **Monitor monthly revenue fluctuations**, especially during periods of declining revenue, to understand seasonal trends and optimize resource allocation.
- **Focus on reducing pending balances** through timely follow-up with patients and insurance providers to improve cash flow.

## 2. Patient Analysis

- **Allocate additional resources to middle-aged and elderly patients**, as these age groups account for the largest proportion of hospital visits.
- **Strengthen preventive care programs** targeting the most common diagnoses, such as Pneumonia, Gastritis, Dehydration, and Anemia, to reduce repeat admissions.
- **Monitor high-risk patient groups**, since critical cases remain significant across multiple age categories and require continuous clinical attention.
- **Develop specialized care pathways** for the most frequent diagnoses to improve treatment efficiency and patient outcomes.
- **Review age-specific service demand** to ensure staffing and medical resources are aligned with patient demographics.

## 3. Operation Analysis

- **Optimize bed utilization**, as occupancy appears concentrated within limited capacity, requiring continuous monitoring to prevent overcrowding.
- **Reduce the average Length of Stay (LOS)** where clinically appropriate to improve patient turnover and increase bed availability.
- **Analyze departments with higher LOS** to identify operational bottlenecks affecting discharge efficiency.
- **Maintain efficient management of short-stay patients**, while reviewing long-stay cases to minimize unnecessary hospitalization.
- **Plan future capacity based on admission trends**, ensuring hospital resources remain aligned with expected patient demand.

## 4. Financial Analysis

- **Increase the collection rate**, which currently stands at **29%**, by strengthening billing follow-up and accelerating payment collection processes.
- **Focus financial efforts on high-revenue departments**, particularly Orthopedics and Cardiology, while identifying improvement opportunities in lower-performing departments.
- **Expand insurance coverage partnerships**, as the majority of patients are insured, helping sustain stable revenue and reduce financial risk.
- **Review revenue contribution by age group**, since middle-aged and elderly patients generate the highest revenue, making them key segments for service planning.
- **Analyze the profitability of the top revenue-generating diagnoses** to support strategic investment decisions and improve overall financial performance.